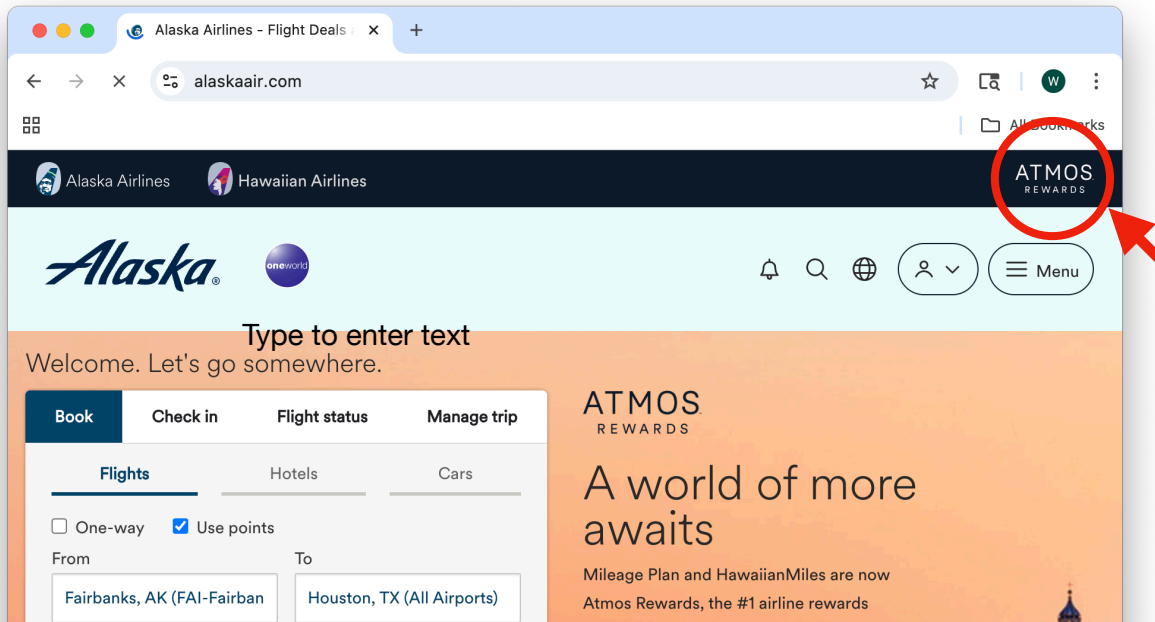
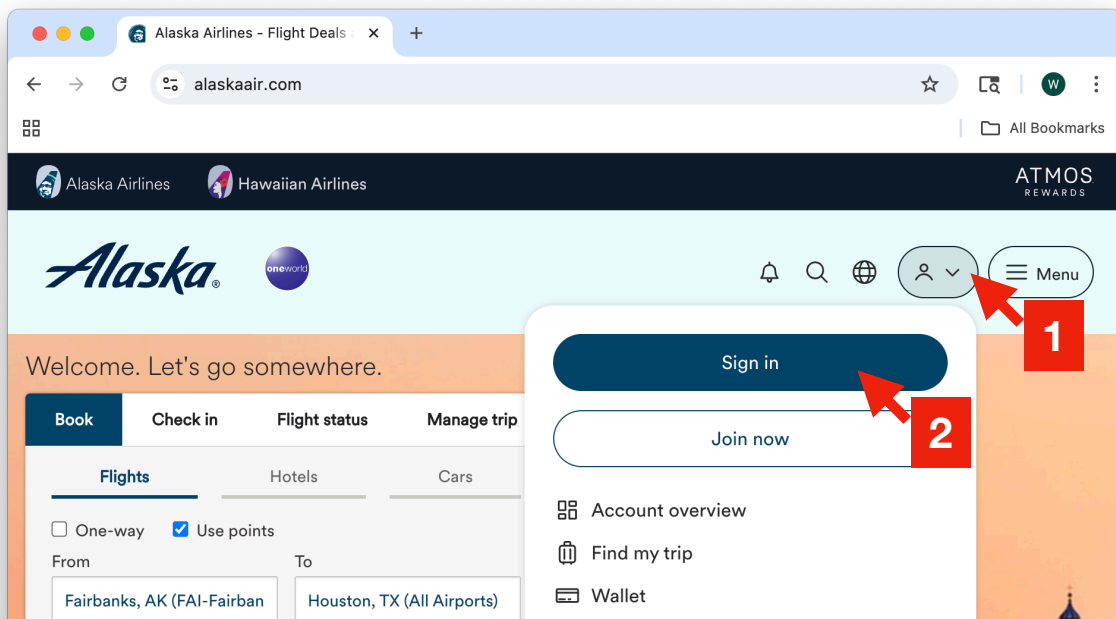


Pioneers of Alaska Grand Igloo Atmos For Business Tutorial (EasyBiz Replacement)

Go to alaskaair.com as you normally would. At the top of the browser window will be a black bar with Alaska Airlines and Hawaiian Airlines at the left and ATMOS REWARDS on the right. ATMOS REWARDS replaces your Alaska Airlines and Hawaiian Airlines Mileage accounts.



Select the person icon, then the **Sign in** button in the pop-up menu.

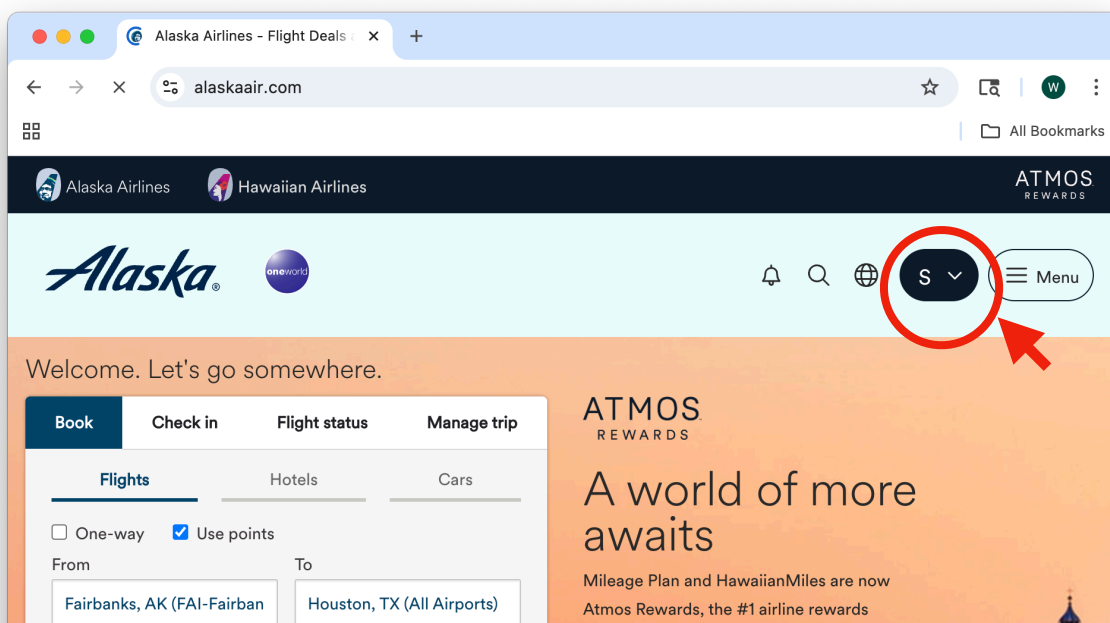


A new page will open with a login window. Use the same login username and password you have previously used to log into your Alaska Airlines Mileage account. Then, select the **SIGN IN** button.

If you do not already have an Alaska Airlines Mileage account, select the **JOIN NOW** button to create a free account. Then, return to this page by following the previous steps to log into your new ATMOS account. If you already have an account, skip this step.

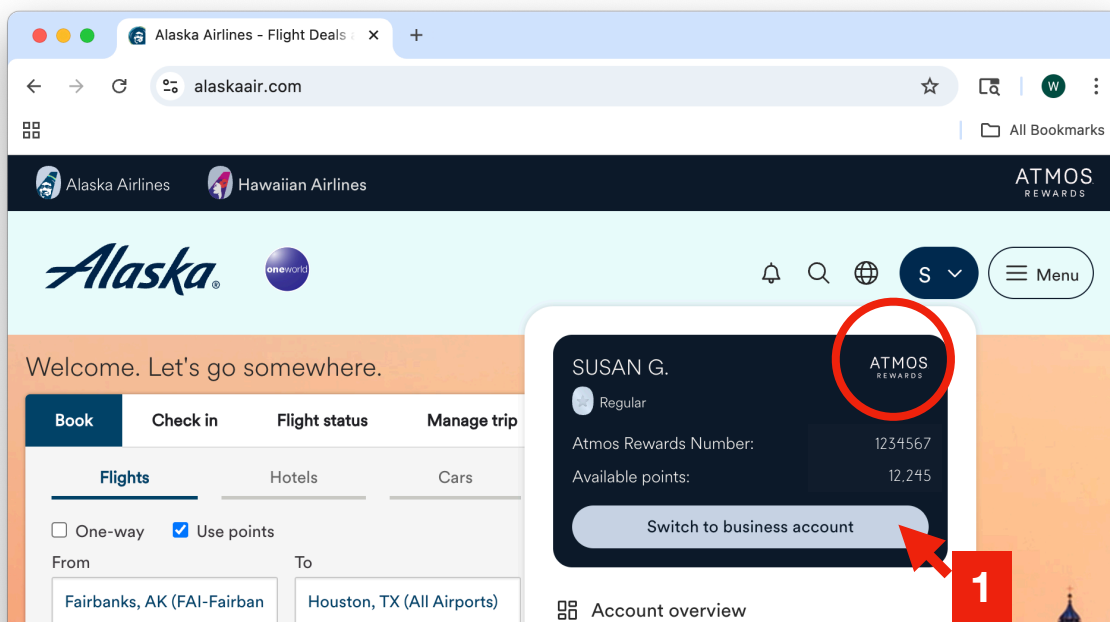
The screenshot shows a web browser window with the URL `auth0.alaskaair.com/u/login?state=hKfo2SBYX2IHVGVR0Wt5cnBCUXlGeXdHb1JRV...`. The page features the **ATMOS REWARDS** logo, identifying it as a loyalty program by Alaska and HAWAIIAN. Below the logo, it states "Mileage Plan and HawaiianMiles are now Atmos™ Rewards" and includes a link to "About Atmos Rewards". The login form consists of two input fields: "User ID or account number*" (labeled "Username" with red arrow 1) and "Password*" (with red arrow 2). A link for "Need help signing in?" is positioned below the password field. At the bottom of the form are two buttons: "Sign in" (highlighted with red arrow 3) and "Join now".

After signing in, a new window that looks much like the original alaskaair.com webpage will open. If you look closely, you'll see that the little person icon now displays the first letter of your first name. Select the letter.

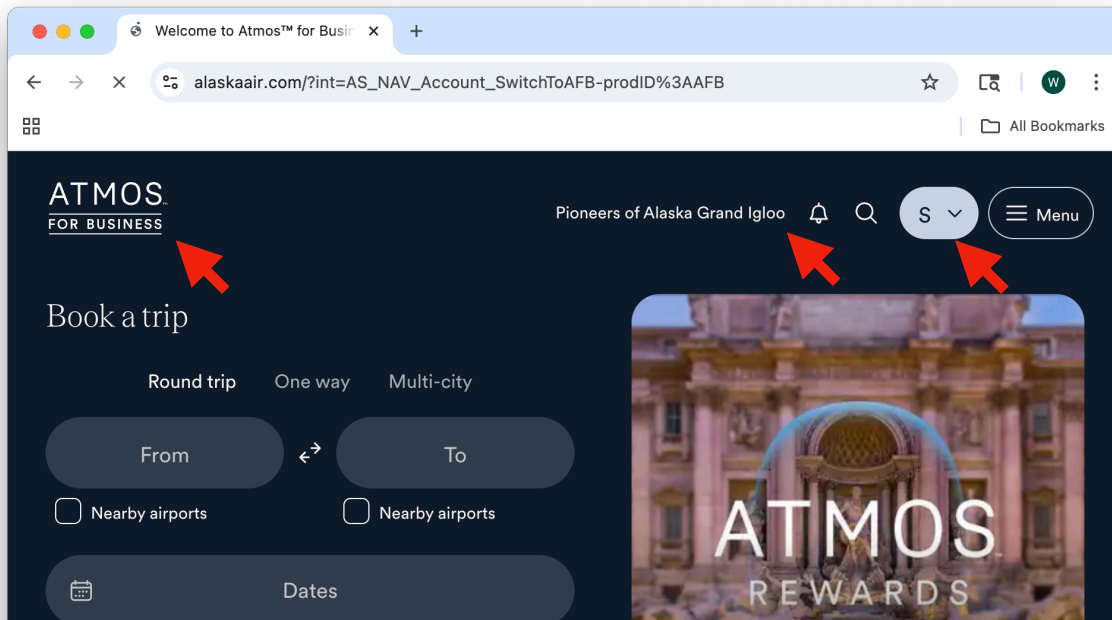


A new menu will open with all of your ATMOS REWARDS information, including first name and last initial with your rewards status. Note that ATMOS REWARDS will be displayed in the upper right corner. There will also be a **Switch to business account** button. Select this button to switch from your personal rewards account to your Pioneers of Alaska ATMOS BUSINESS account.

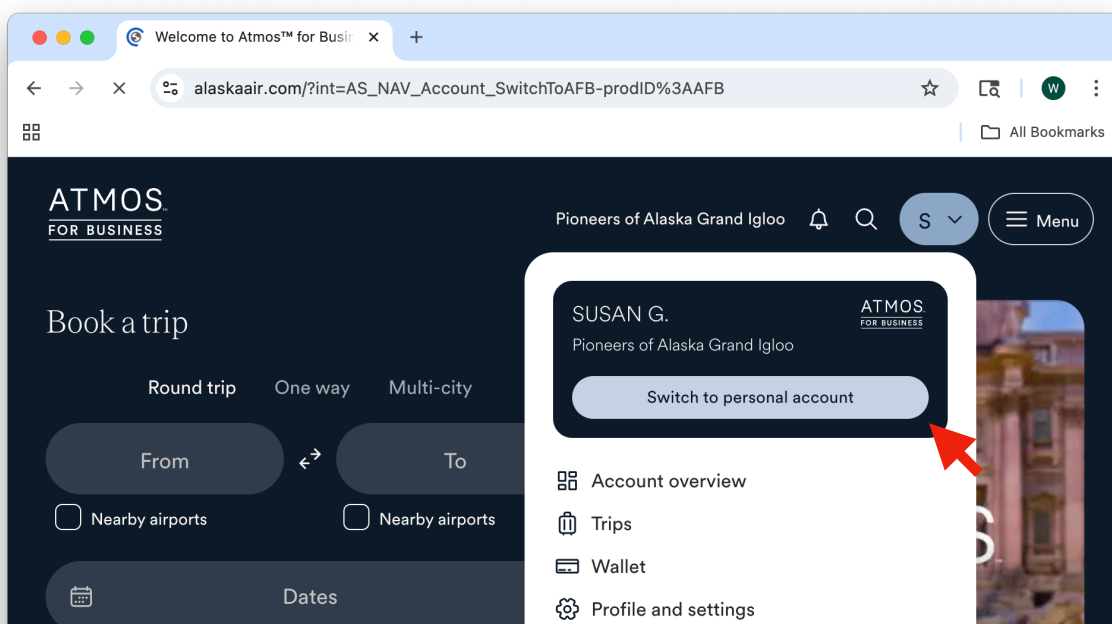
NOTE: If there is no **Switch to business account** button, you are likely not enrolled in the Pioneers of Alaska Grand Igloo rewards. Contact Pam Lambert to enroll. See contact info on page 5 at the end of this tutorial.



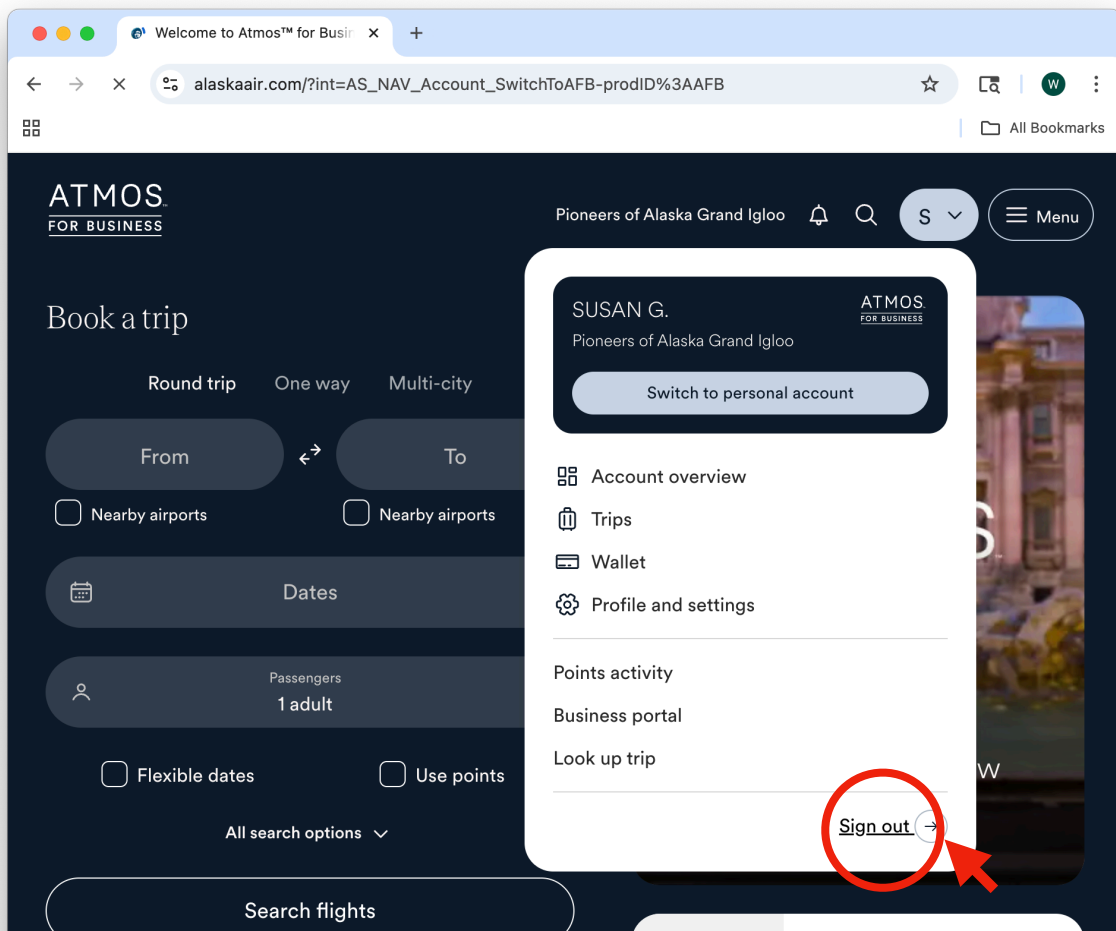
When you switch accounts, a new page will replace your ATMOS REWARDS page. In the upper left, it will show ATMOS FOR BUSINESS. Your letter icon will still be there and to the left of it will show **Pioneers of Alaska Grand Igloo**. You can now book your trip as you did through EasyBiz.



If you want to ensure you are in the ATMOS FOR BUSINESS instead of your ATMOS REWARDS account, you can select the letter icon to show the menu list. It will display your first name with last initial, Pioneers of Alaska Grand Igloo and ATMOS FOR BUSINESS. There will also be a button to **Switch to personal account** if you wish to switch back.



When you have finished booking your travel, Sign out at the bottom of the menu list. You can do this from your REWARDS or BUSINESS account.



If you have not previously signed up for an EasyBiz account and would like to participate in the ATMOS FOR BUSINESS program for the Pioneers of Alaska Grand Igloo, send an email to:
travepoa@gmail.com
